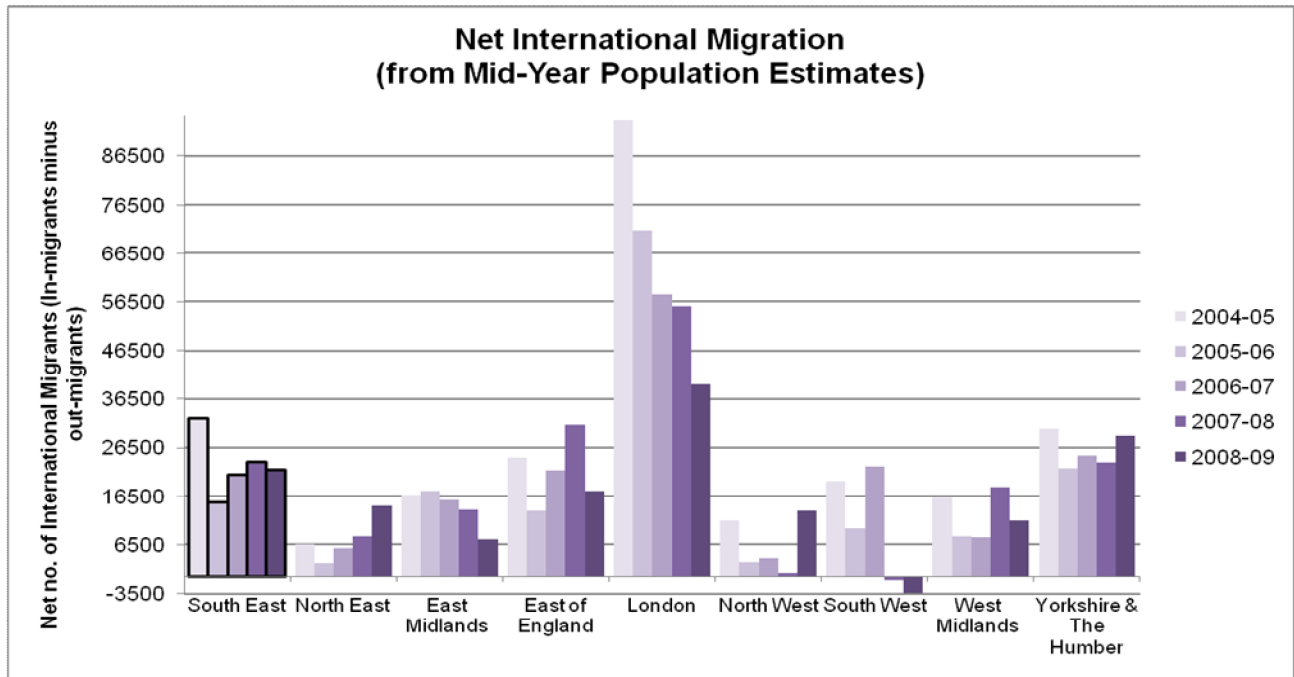


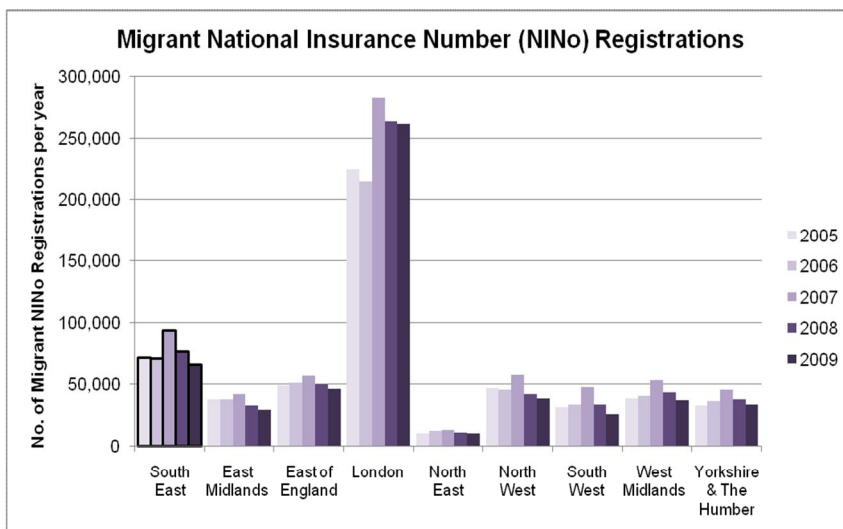
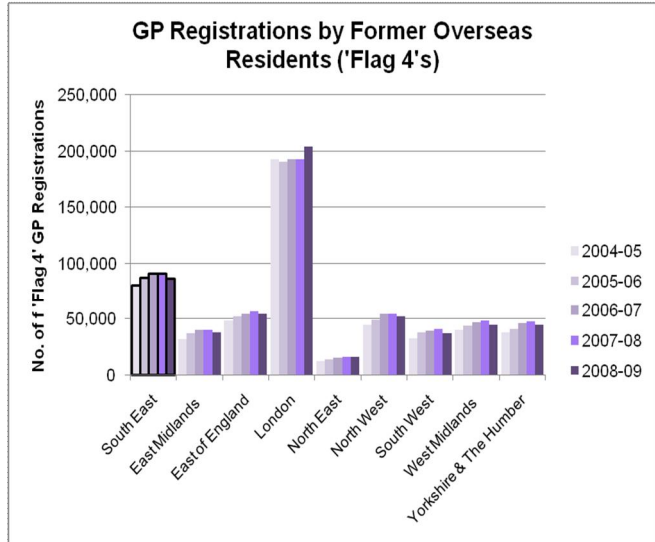
**E. INTERNATIONAL MIGRATION
OVERVIEW**

More detailed information to follow later in 2011 (see notes below)



Key Issues/Messages:

- Although hard to estimate exact numbers due to data limitations, a range of measures indicate that following a peak in 2004-05, net international migration dropped in 2005-06, rising again up till 2007-08, after which levels began to slightly reduce.
- The distribution of immigrants varied considerably across different parts of the South East - impacts on services and resource needs also vary considerably.
- Time lags and limitations in data (for example there is no de-registering process to remove economically inactive migrants or those who leave the county from National Insurance data) must be addressed by government so local needs can be better addressed.



More detailed information will be included later in 2011 following discussions with the South East Strategic Partnership for Migration. In the meantime some further data is available in a report to SEEC's June 2011 Executive Committee, available at www.secouncils.gov.uk.

SEEC's full Data Dashboard includes 6 themes, available at secouncils.gov.uk:

- A. Economy & Employment
- B. Housing & Infrastructure
- C. Public Finance & Grants
- D. Demography
- E. International Migration
- F. Environment