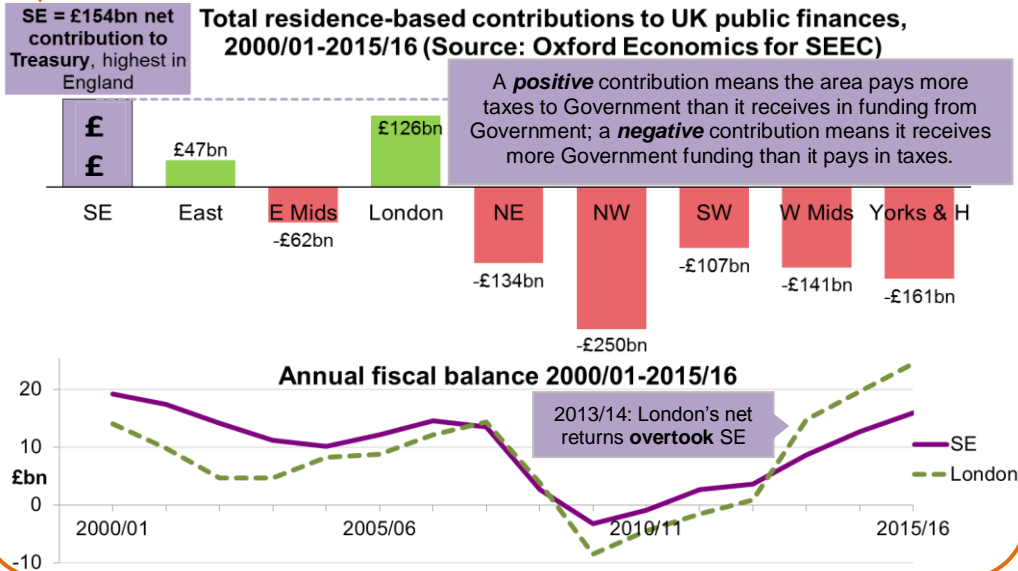


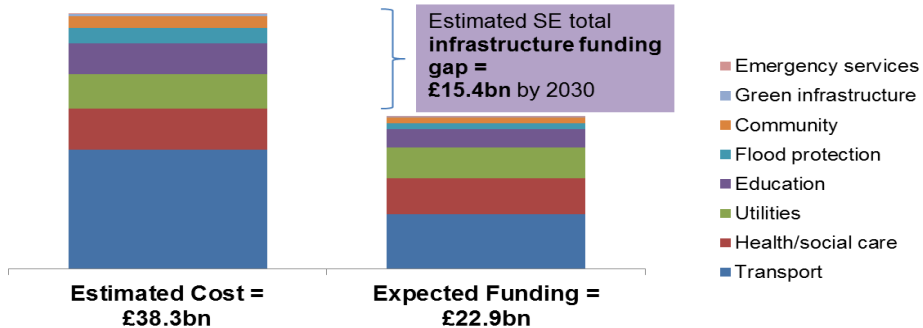
# DATA DASHBOARD SUMMER 2018

At **£154bn** between 2000/01 & 2015/16, SE made highest net tax contribution to Treasury, £28bn more than London. But London's returns have **overtaken SE** since 2013/14.



**£15.4bn** SE infrastructure investment gap by 2030, restricting economic growth and harming public services if not addressed.

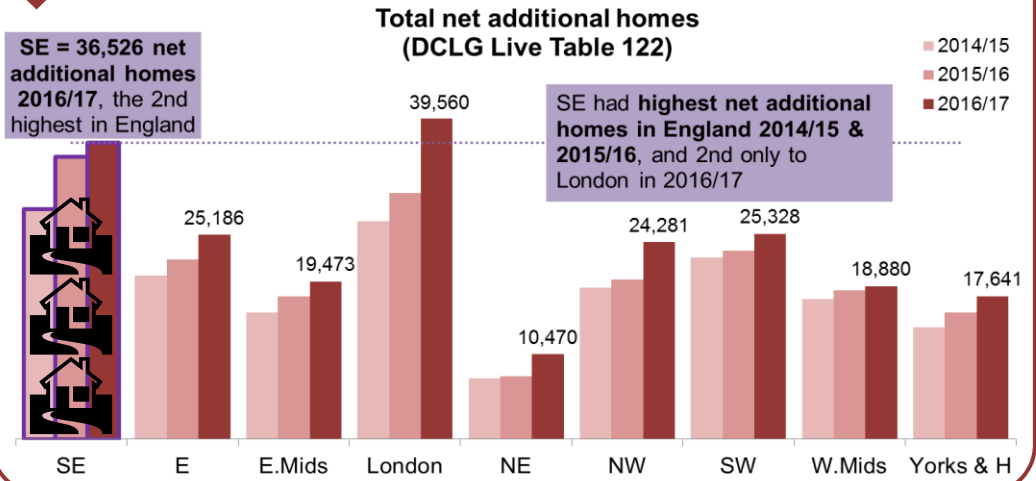
## SE infrastructure funding gap by 2030



## SE HEADLINES page 1 of 2<sub>(v2)</sub>

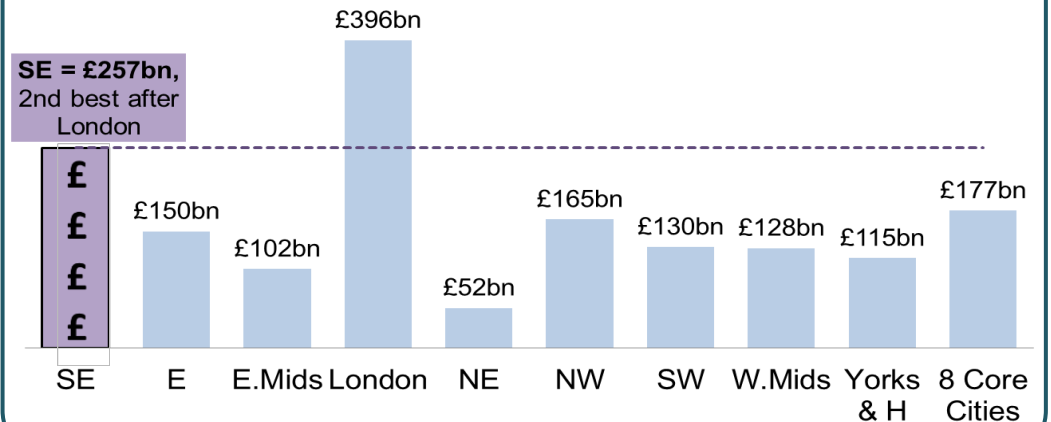
More detailed information available for SEEC members @ [www.secouncils.gov.uk](http://www.secouncils.gov.uk)

SE had the 2<sup>nd</sup> highest net addition of homes in 2016/17 at **36,526**, a significant 1,684 increase on the previous year.



At **£257bn** in 2016, SE economic output (GVA) is 2<sup>nd</sup> highest in England, and more than all 8 core cities combined.

## Gross Value Added (GVA), Total - Workplace Based 2016



Dashboard continues overleaf >

# DATA DASHBOARD SUMMER 2018

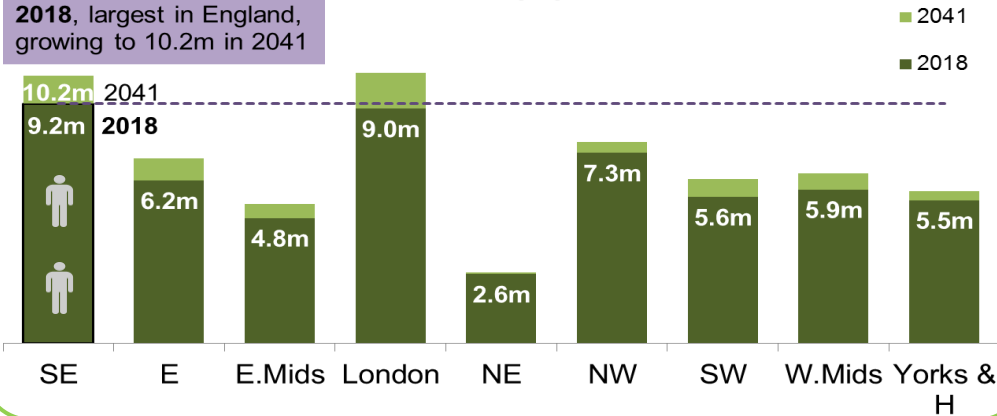
## SE HEADLINES page 2 of 2

More detailed information available for SEEC members @ [www.secouncils.gov.uk](http://www.secouncils.gov.uk)

At **9.2m** in 2018, SE has UK's largest population, projected to **grow to 10.2m by 2041**.

Sub-national population projections (2016-based) - total population 2018 and 2041

SE population = 9.2m in 2018, largest in England, growing to 10.2m in 2041

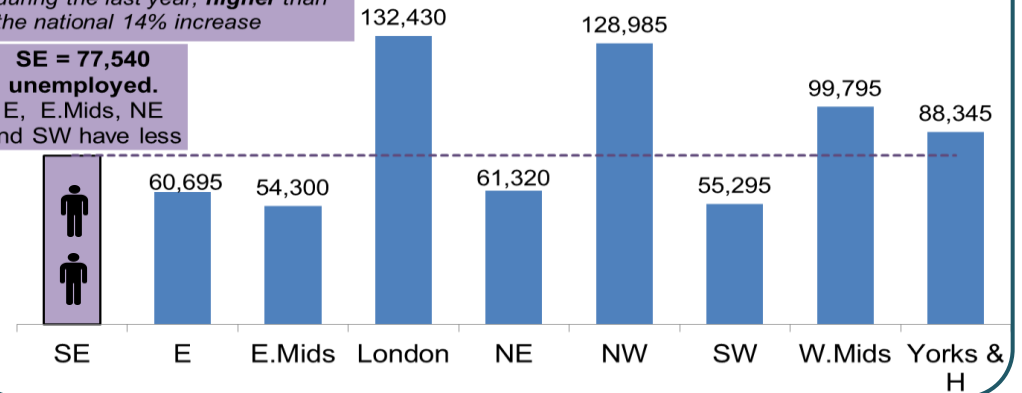


SE has **77,540** people claiming unemployment benefits - higher than E, E Mids, NE & SW; & 18% more than April 2017.

Total number of people claiming unemployment benefits - April 2018

SE claimants increased by 18% during the last year, **higher** than the national 14% increase

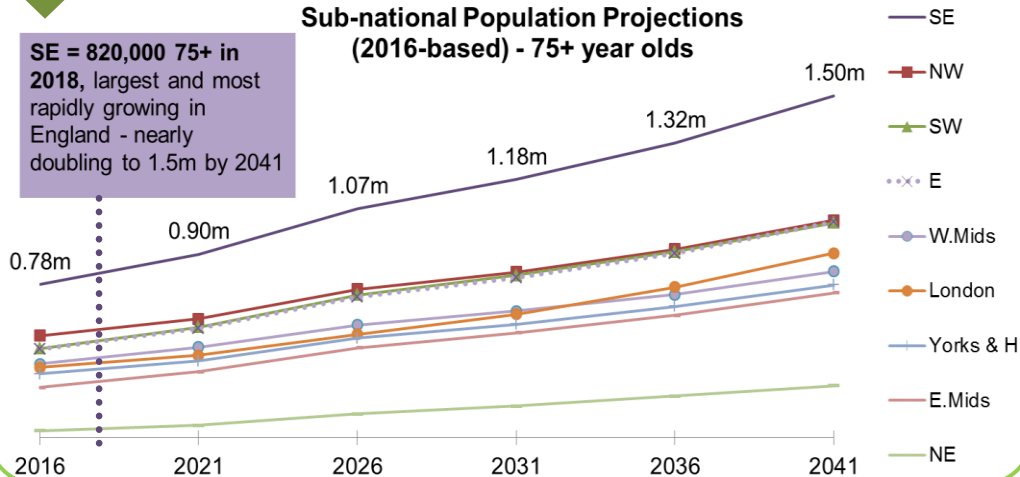
SE = 77,540 unemployed. E, E.Mids, NE and SW have less



At **820,000** in 2018, the SE has UK's largest older population, with over-75s nearly doubling to **1.5m** by 2041.

Sub-national Population Projections (2016-based) - 75+ year olds

SE = 820,000 75+ in 2018, largest and most rapidly growing in England - nearly doubling to 1.5m by 2041



SE has **909,000** people living in income deprivation, the 4<sup>th</sup> highest in England.

Index of Multiple Deprivation 2015 - People living in Income Deprivation

SE = 909,000 people income deprived, including 233,000 children and 238,000 older people (60+)

