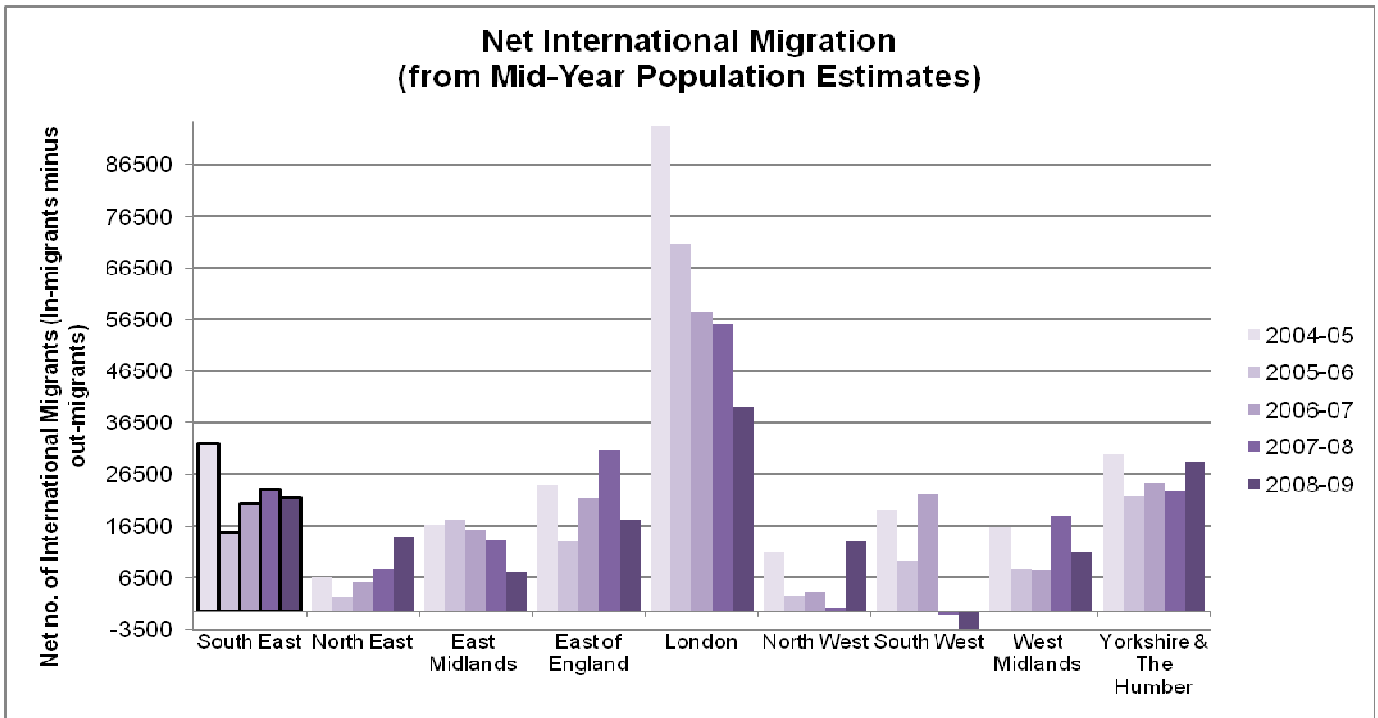


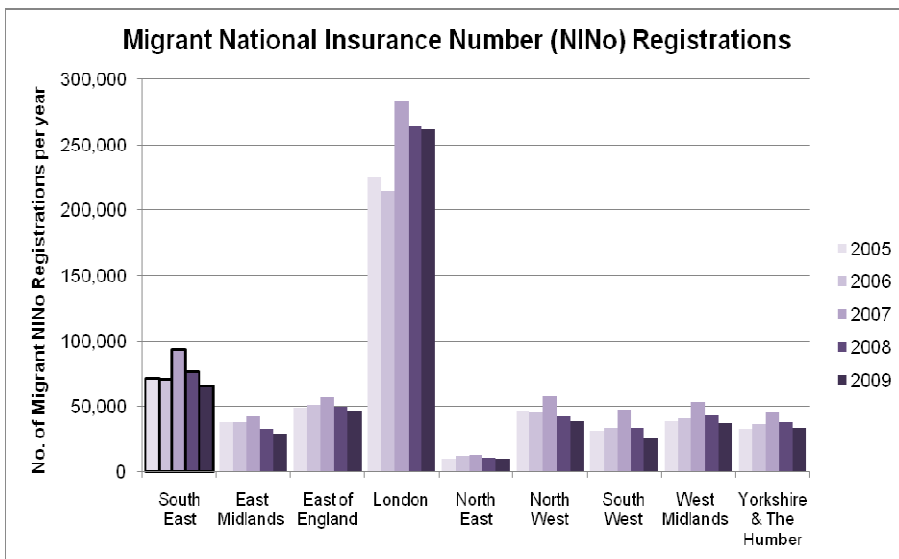
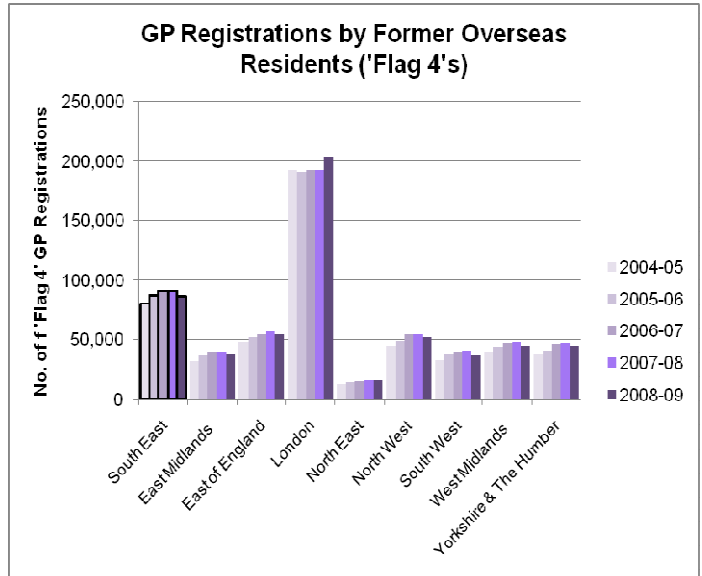
**E. INTERNATIONAL MIGRATION**  
**OVERVIEW**

More detailed information *to be added in final version*



**Key Issues/Messages:**

- Although hard to estimate exact numbers due to data limitations, a range of measures indicate that following a peak in 2004-05, net international migration dropped in 2005-06, rising again up till 2007-08, after which levels began to slightly reduce.
- The distribution of immigrants varied considerably across different parts of the South East - impacts on services and resource needs also vary considerably.
- Time lags and limitations in data (for example there is no de-registering process to remove economically inactive migrants or those who leave the county from National Insurance data) must be address by government so local needs can be better addressed.



**More detailed information, including local authority breakdown where available, is on SEEC Data Dashboard (Draft June 2011) sheets:**

- **TO FOLLOW IN FINAL VERSION**

**SEEC's full Data Dashboard includes 6 themes, which will be available at [secouncils.gov.uk](http://secouncils.gov.uk):**

- A. Economy & Employment
- B. Housing & Infrastructure
- C. Public Finance & Grants
- D. Demography
- E. International Migration
- F. Environment