

**SOUTH EAST ENGLAND COUNCILS
EXECUTIVE COMMITTEE MEETING**



Date: 7 December 2010

Subject: **Draft dashboard statistics on migration in the South East**

Report by: Roy Millard, South East Strategic Partnership for Migration

Recommendation:

SEEC members are asked to note the data presented and review whether these are appropriate measures to be included in the SEEC dashboard.

1. Introduction

1.1 Following discussion at earlier meetings, this report suggests a set of data and statistics on migration issues that could be presented regularly to SEEC and form part of its dashboard on the health of the South East and its economy. The aim is to monitor key issues that impact on local authorities and the services they provide.

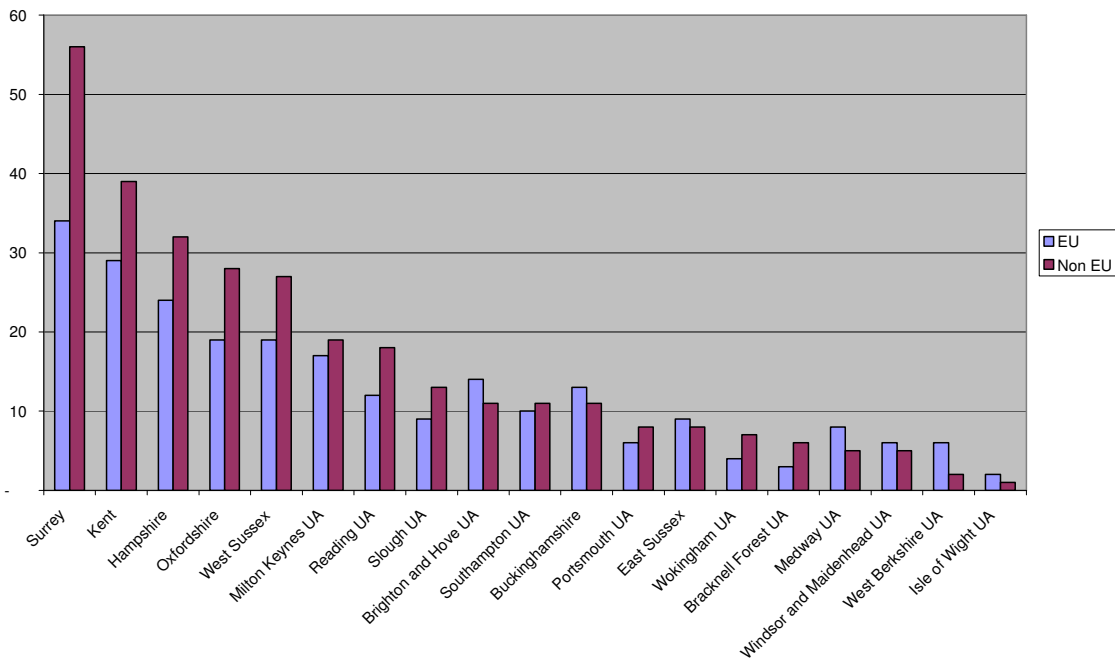
2. Overall picture

2.1 **Estimated EU and Non EU population in South East 2009 by nationality**
(thousands)

Year	EU	Non EU	Total	+/- % change against previous year	Percentage against National	Overall Percentage change 2005-2009	Net International Migration- Mid year to Mid year
2009	244 (47% increase from 2005)	307 (33% increase from 2005)	551	+ 5.7%	12.7 %	+39%	+21,900
2008	210	311	521	+7.9%	12.5%	N/A	+23,600
2007	199	284	483	+6.4%	12.2%	N/A	+20,900
2006	185	269	454	+14.5%	12.6%	N/A	+15,300
2005	166	231	397		12.4%	N/A	

Source: ONS Population by country of birth and nationality from the Annual Population Survey

2.2 Distribution by unitary authorities and county councils 2009 (thousands)



It is worth noting that the county and unitary figures disguise significant concentrations in some individual district council areas.

3. Health

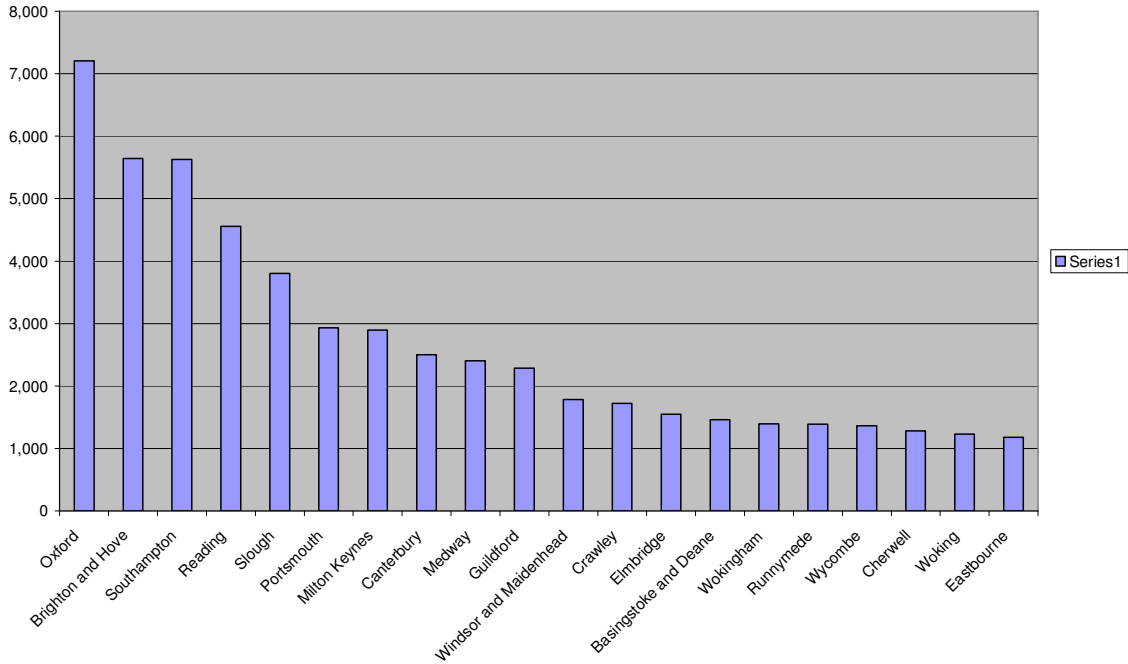
3.1 **New Flag 4 GP registrations 2004 - 2009** - Flag 4s are codes within the Patient Register Data Service system, which indicate that someone who has registered with a GP in England and Wales was previously living overseas. A Flag 4 may be generated when an individual registers with a GP if:

- An individual was born outside the UK and enters England and Wales for the first time and registers with a NHS GP.
- An individual's registration will also generate a Flag 4 if the previous address of an individual is reported as outside the United Kingdom.

Year (mid year to mid year)	Total number of Registrations	+/- % change against previous year
2008/9	86,501	-5%
2007/08	90,812	+0.3%
2006/7	90,570	+4.4%
2005/6	86,758	+7.8%
2004/5	80,437	

Source: ONS

3.2 2008/9 Top 20 SE Flag 4 registrations by authority (thousands)

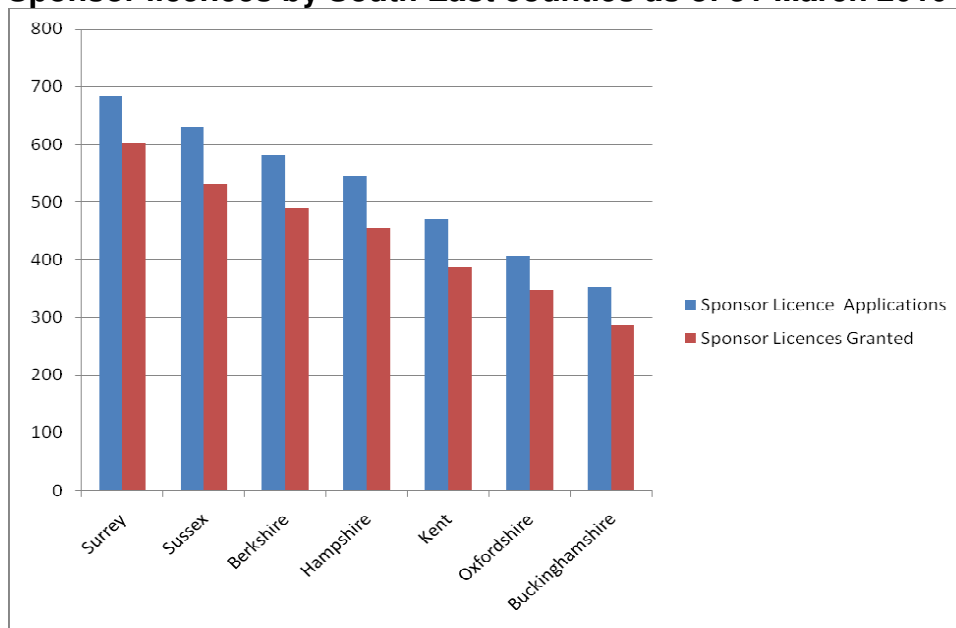


3.3 The South East Migrant Health Network has now been launched and can be accessed at <http://www.migranthealthse.co.uk/> The Migration Partnership has also linked with MIND in their research into mental health services for asylum seekers and refugees.

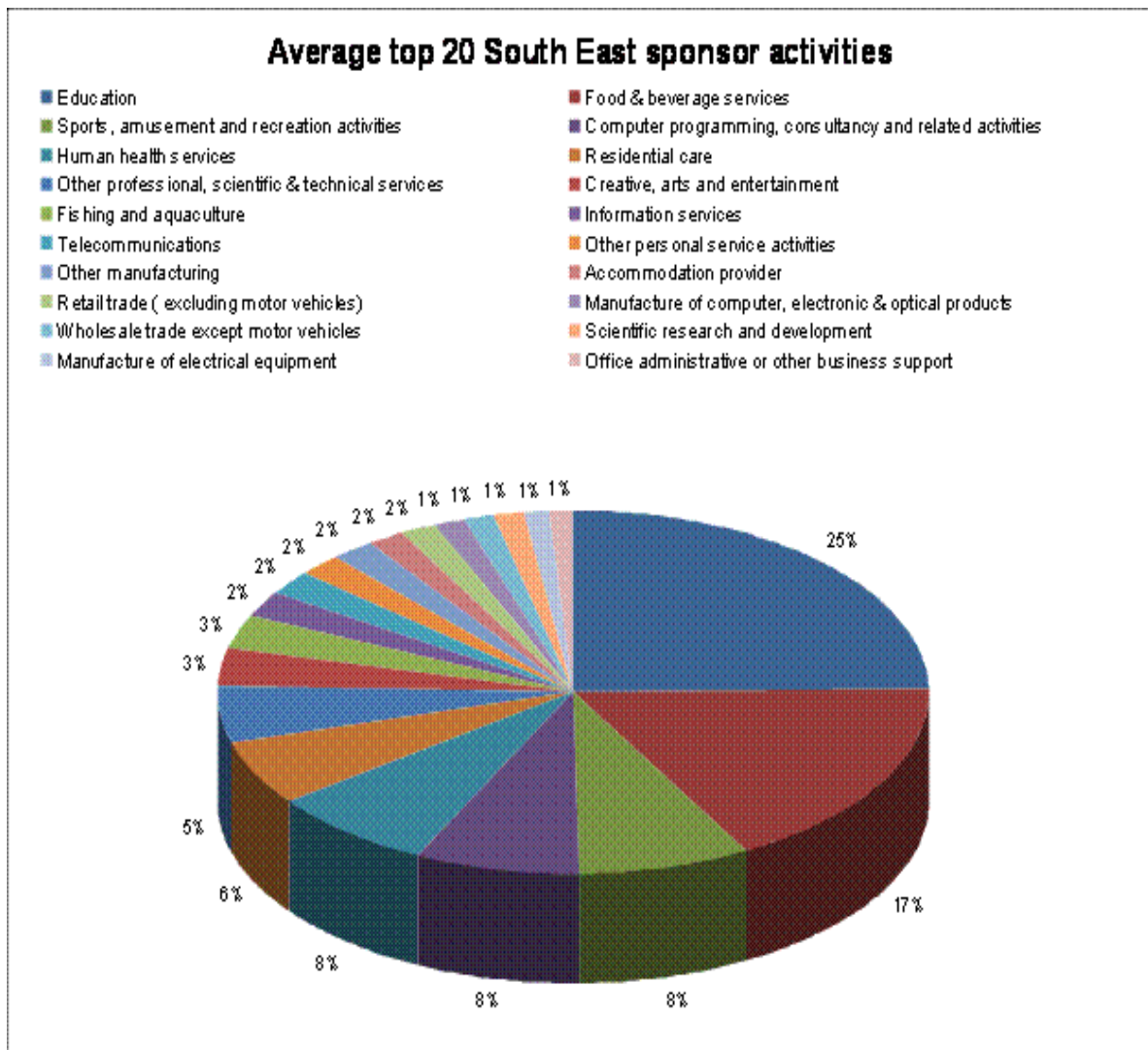
4. Labour market

4.1 **Non EU sponsor licence applications** - As of March 2010 there were 3,101 sponsor licences granted across the South East counties. The chart below shows the distribution.

Sponsor licences by South East counties as of 31 March 2010



Source UKBA



Source UKBA

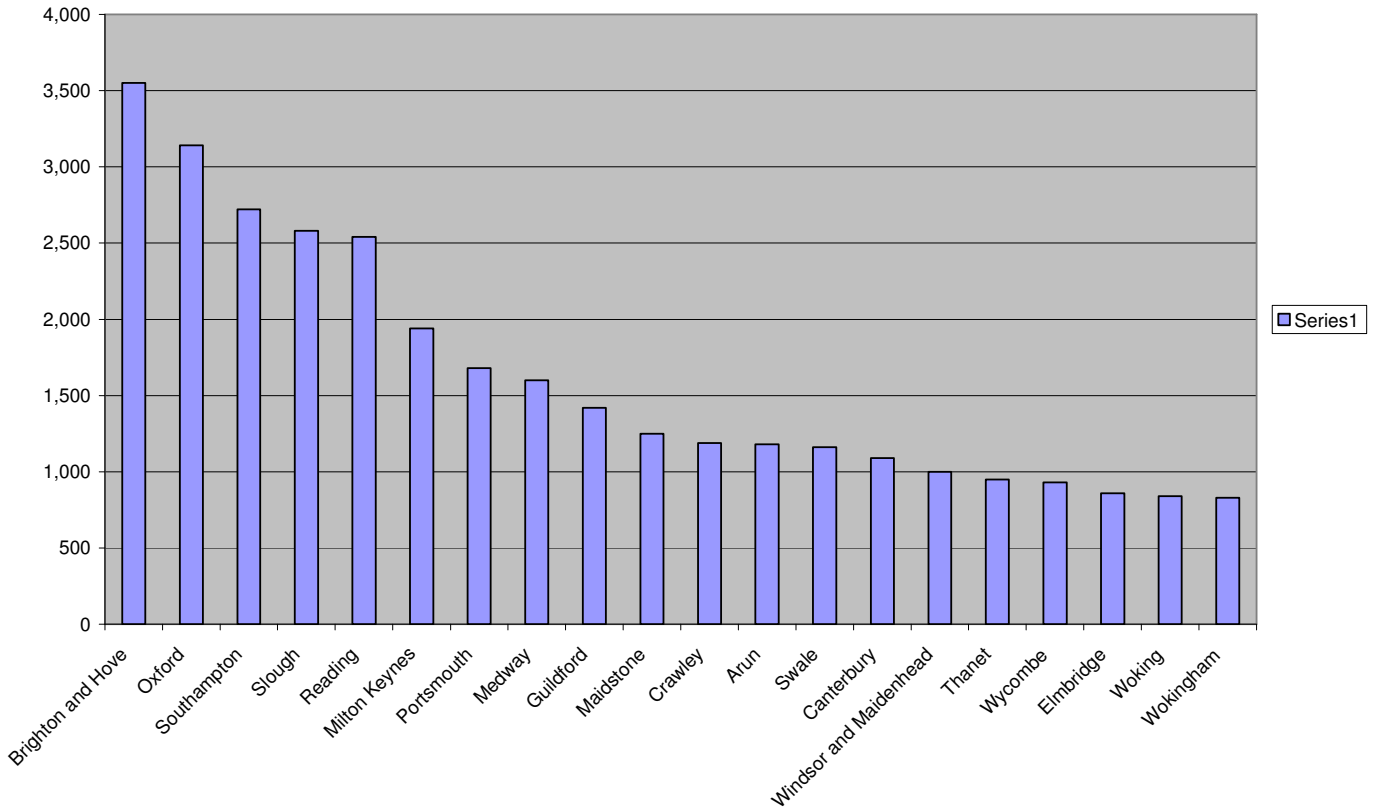
- 4.2 It is worth noting that education is the top activity in all counties apart from:
- Hampshire which is food and beverages
 - Berkshire, which is computer programming.

4.3 **South East migrant National Insurance numbers (NINOs) allocations:**

January to December	Total number of Registrations	+/- % change against previous year	Overall Percentage change 2005-2009	Percentage against National
2009	65,750	-14%	-8%	10.9%
2008	76,410	-18%		11.7%
2007	93,250	+33%		12.1%
2006	70,490	-1.4%		11.7%
2005	71,460			11.9%

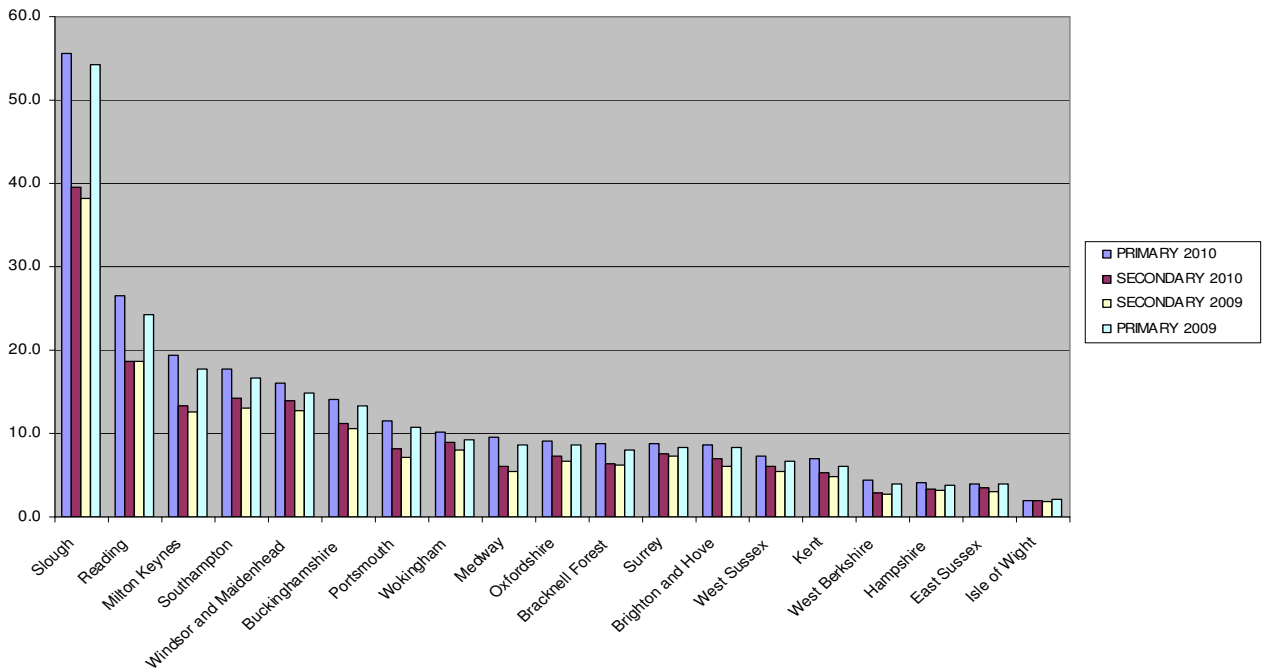
Source: ONS

4.4 NINO top 20 South East locations



5. Education

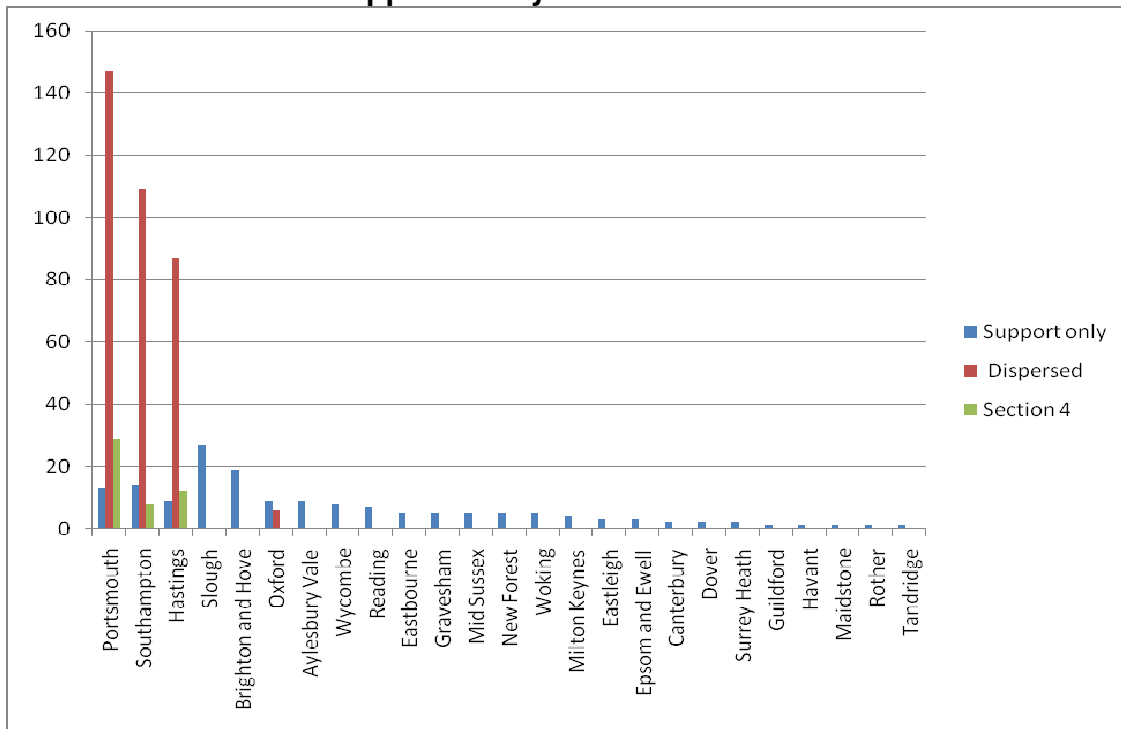
5.1 South East percentage of pupils whose first language is known or believed to be other than English



Source: Schools Census

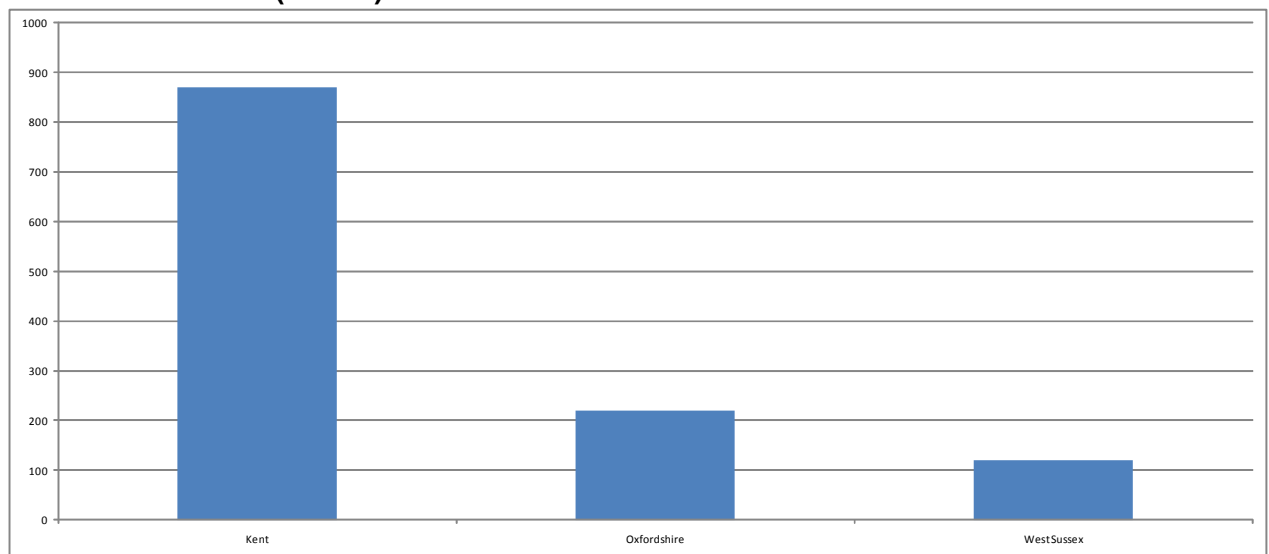
6. Asylum

6.1 Distribution of supported asylum seekers in the South East



Section 4: Basic support for failed asylum seekers who cannot currently be returned. Dispersed Case: Provided accommodation and support.
 Subs only: Provided support only.

6.2 Unaccompanied asylum seeking children supported by local authorities (UASC)



These capture the main authorities in the South East supporting UASCs however there are a number of other authorities such as West Berkshire who deal with smaller but significant numbers. Similarly local authorities have a duty to support care leavers and there is ongoing discussion with the UK Border Agency over how support is funded.

7. No Recourse to Public Funds (NRPF)

A NRPF South East local authority network has been established to support authorities in dealing with issues consistently. A virtual network is now being established and a strategic meeting will be convened in six months to assess the initial findings of the costs and numbers exercise.

8. Skills priority exercise

SESPM is working with Job Centre Plus, Skills Funding Agency, UKBA and SEEDA to establish guidance to inform local planning, identifying areas where for example the reduction in migrant workers may create a skills shortage.

1 December 2010