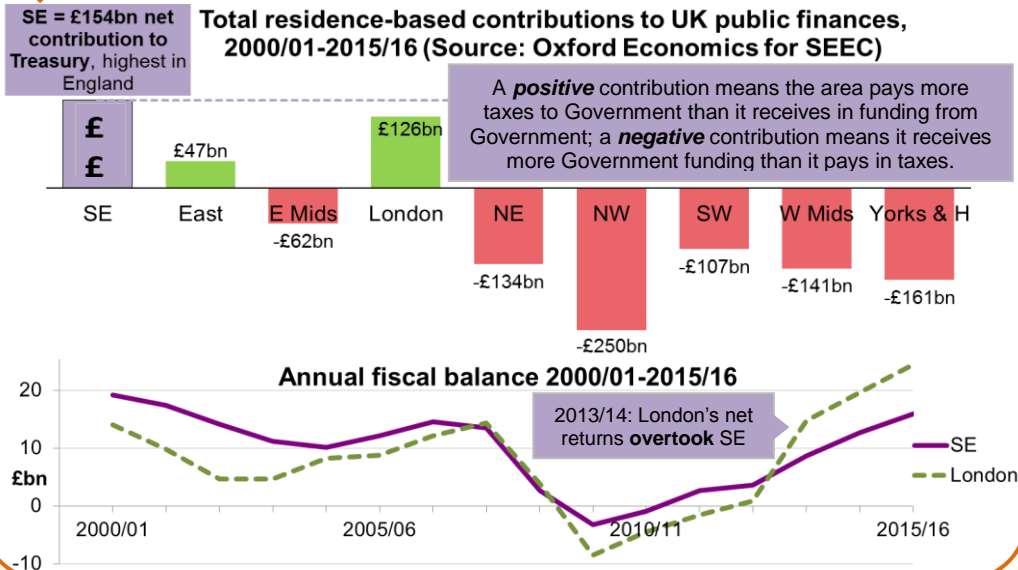


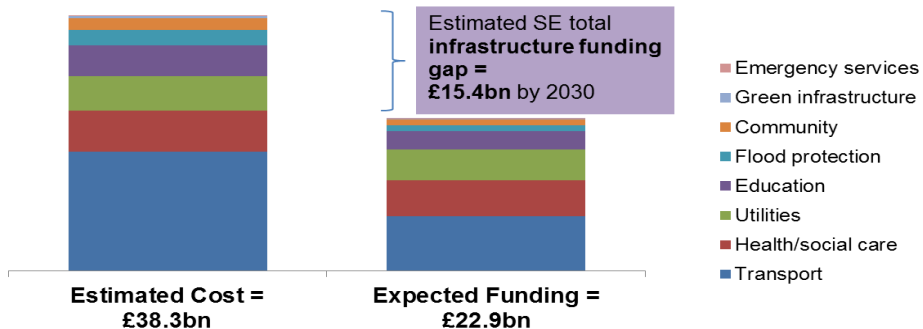
# DATA DASHBOARD SUMMER 2017

At **£154bn** between 2000/01 & 2015/16, SE made highest net tax contribution to Treasury, £28bn more than London. But London's returns have **overtaken SE** since 2013/14.



**£15.4bn** SE infrastructure investment gap by 2030, restricting economic growth and harming public services if not addressed.

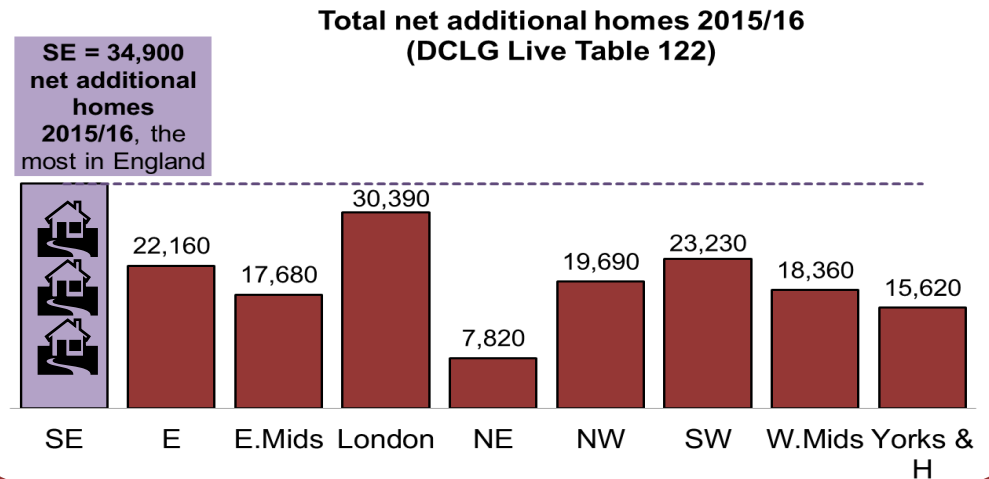
## SE infrastructure funding gap by 2030



## SE KEY FIGURES page 1 of 2

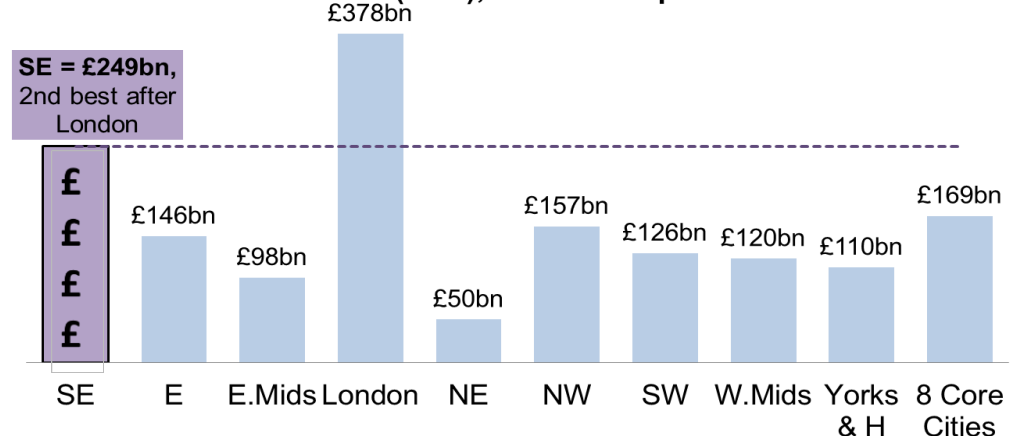
More detailed information available for SEEC members @ [www.secouncils.gov.uk](http://www.secouncils.gov.uk)

SE had the highest net addition of homes in 2015/16 at **34,900**, a significant 6,400 increase on the previous year.



At **£249bn**, SE econ. output (GVA) is 2<sup>nd</sup> highest in England, and more than all 8 core cities combined.

## Gross Value Added (GVA), Total - Workplace Based 2015



Dashboard continues overleaf >

# DATA DASHBOARD SUMMER 2017

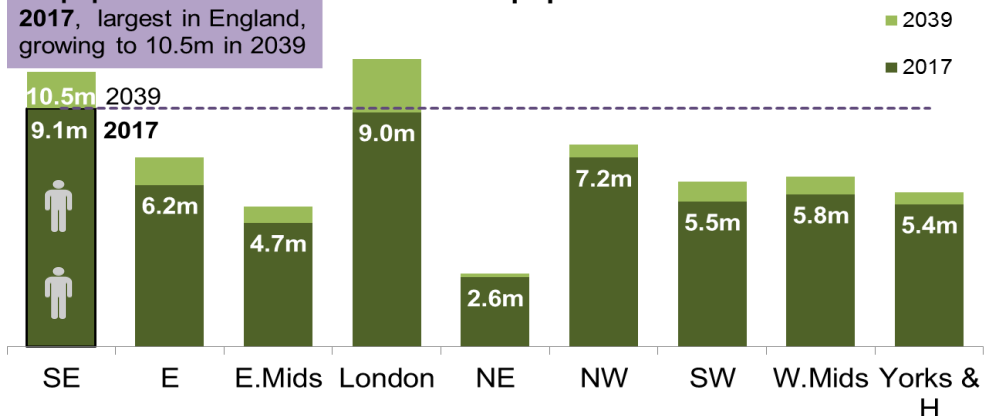
## SE KEY FIGURES page 2 of 2

More detailed information available for SEEC members @  
[www.secouncils.gov.uk](http://www.secouncils.gov.uk)

At **9.1m** in 2017, SE has UK's largest population, projected to **grow to 10.5m by 2039**.

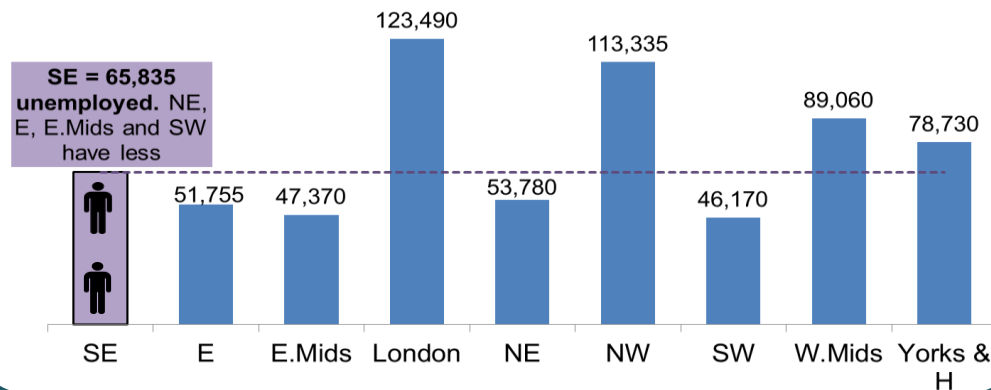
Sub-national population projections (2014-based) - total population 2017 and 2039

SE population = 9.1m in 2017, largest in England, growing to 10.5m in 2039



SE has **65,835** people claiming unemployment benefits - higher than NE, E, E Mids & SW; & 7% more than April 2016.

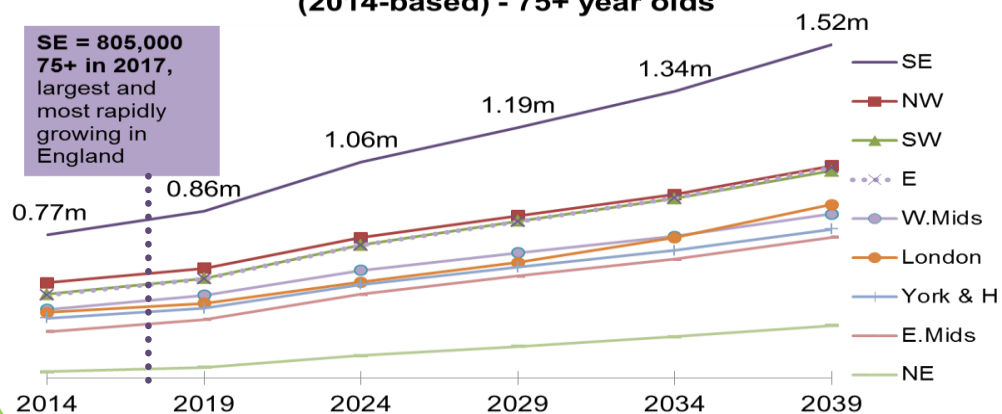
Total number of people claiming unemployment benefits - April 2017



At **805,000** in 2017, the SE has UK's largest older population, with over-75s nearly doubling to **1.5m** by 2039.

Sub-national Population Projections (2014-based) - 75+ year olds

SE = 805,000 75+ in 2017, largest and most rapidly growing in England



SE has **909,000** people living in income deprivation, the 4<sup>th</sup> highest in England.

Index of Multiple Deprivation 2015 - People living in Income Deprivation

SE = 909,000 people income deprived, including 233,000 children and 238,000 older people (60+)

