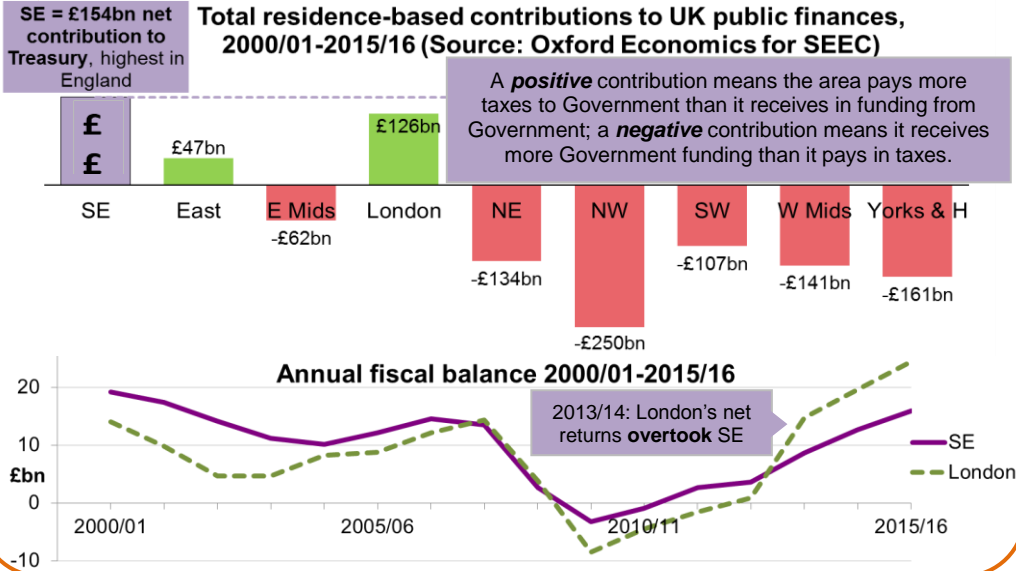


DATA DASHBOARD

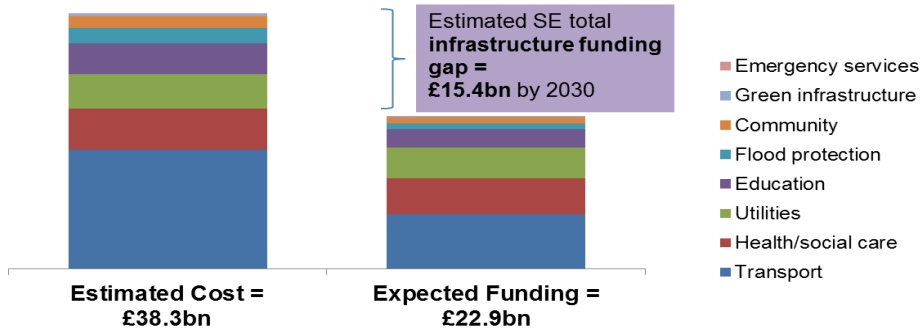
WINTER 2017-18

At **£154bn** between 2000/01 & 2015/16, SE made highest net tax contribution to Treasury, £28bn more than London. But London's returns have **overtaken SE** since 2013/14.



£15.4bn SE infrastructure investment gap by 2030, restricting economic growth and harming public services if not addressed.

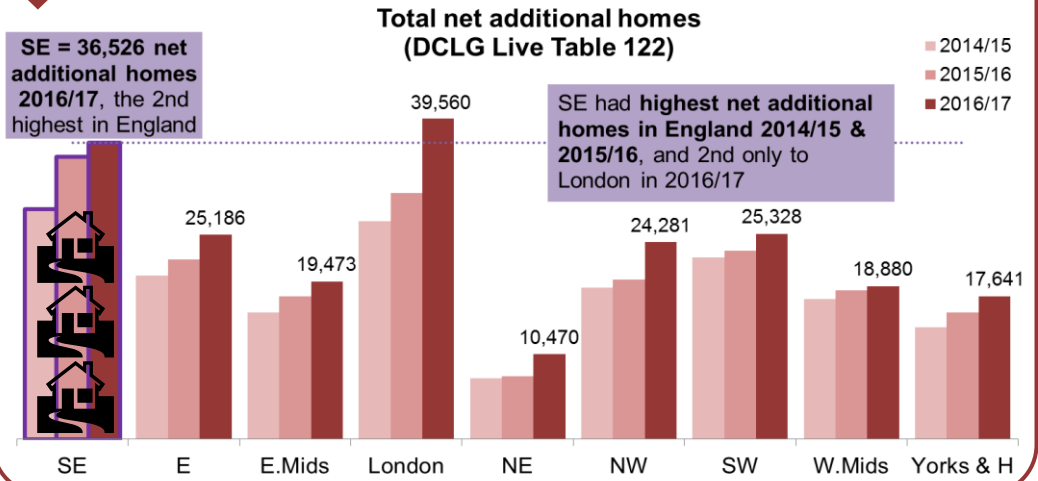
SE infrastructure funding gap by 2030



SE HEADLINES page 1 of 2

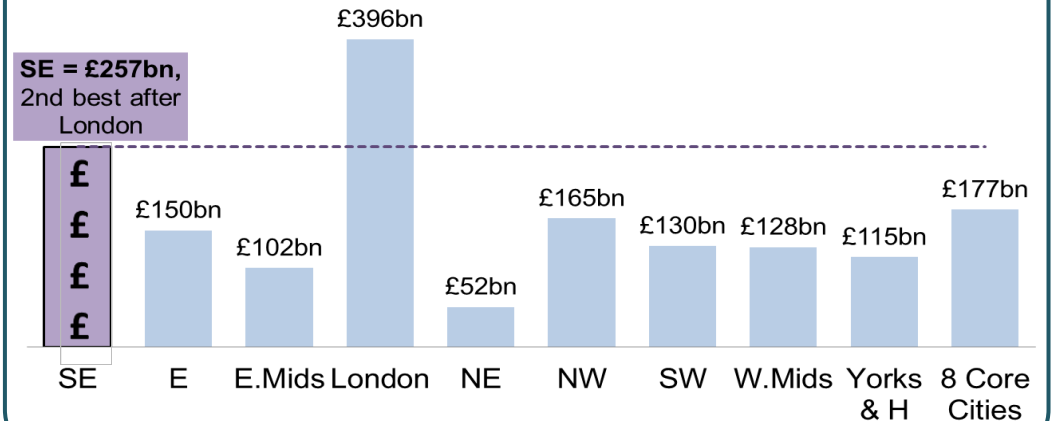
More detailed information available for SEEC members @ www.secouncils.gov.uk

SE had the 2nd highest net addition of homes in 2016/17 at **36,526**, a significant 1,684 increase on the previous year.



At **£257bn**, SE economic output (GVA) is 2nd highest in England, and more than all 8 core cities combined.

Gross Value Added (GVA), Total - Workplace Based 2016



Dashboard continues overleaf >

DATA DASHBOARD

WINTER 2017-18

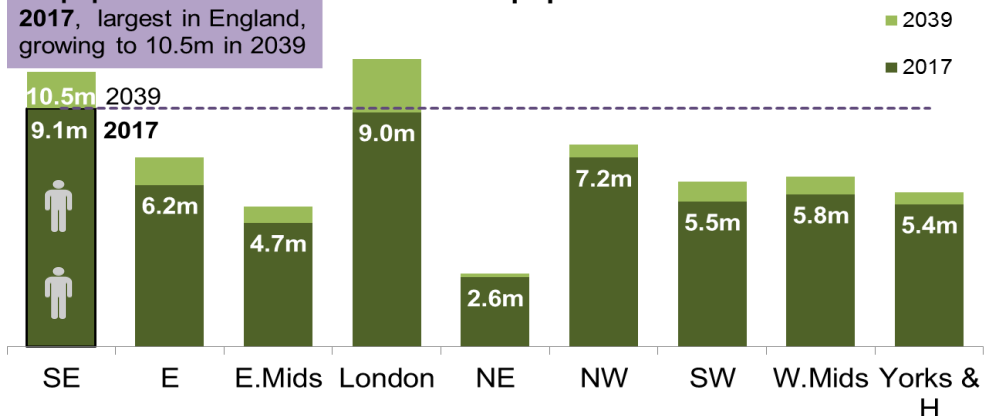
SE HEADLINES page 2 of 2

More detailed information available for SEEC members @ www.secouncils.gov.uk

At **9.1m** in 2017, SE has UK's largest population, projected to **grow to 10.5m by 2039**.

Sub-national population projections (2014-based) - total population 2017 and 2039

SE population = 9.1m in 2017, largest in England, growing to 10.5m in 2039

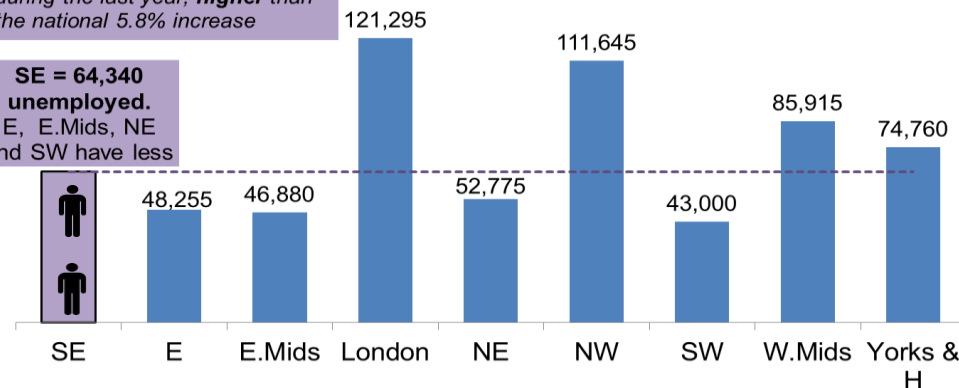


SE has **64,340** people claiming unemployment benefits - higher than E, E Mids, NE & SW; & 8% more than Sept 2016.

Total number of people claiming unemployment benefits - September 2017

SE claimants increased by 8.4% during the last year, **higher** than the national 5.8% increase

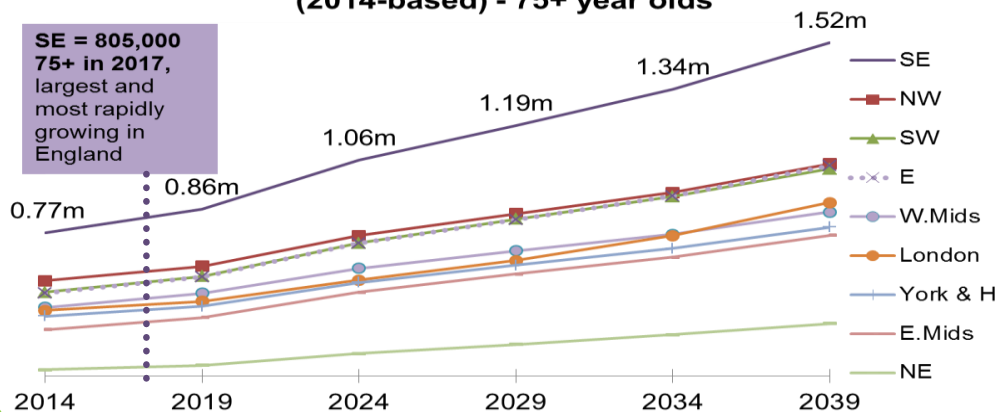
SE = 64,340 unemployed. E, E.Mids, NE and SW have less



At **805,000** in 2017, the SE has UK's largest older population, with over-75s nearly doubling to **1.5m** by 2039.

Sub-national Population Projections (2014-based) - 75+ year olds

SE = 805,000 75+ in 2017, largest and most rapidly growing in England



SE has **909,000** people living in income deprivation, the 4th highest in England.

Index of Multiple Deprivation 2015 - People living in Income Deprivation

SE = 909,000 people income deprived, including 233,000 children and 238,000 older people (60+)

