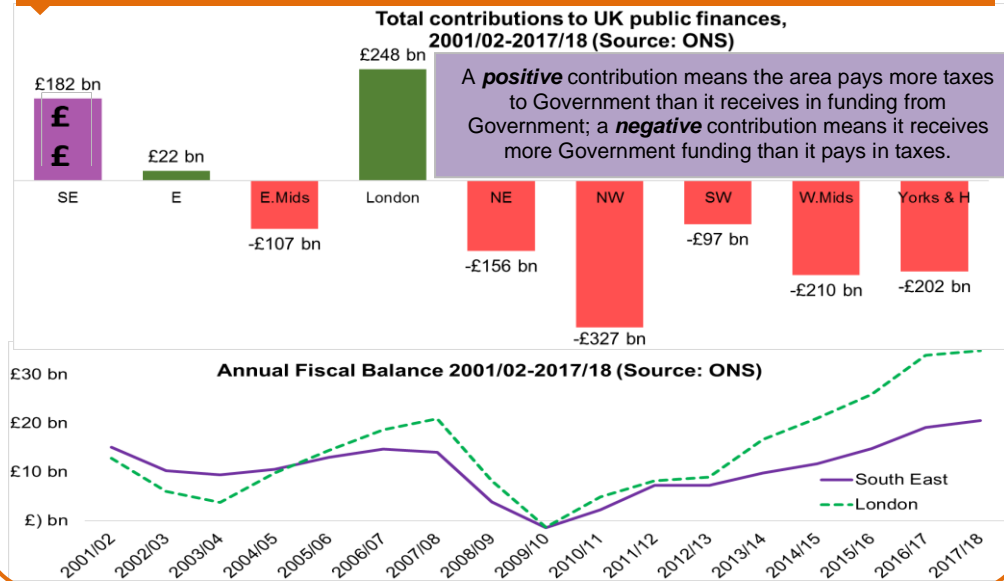


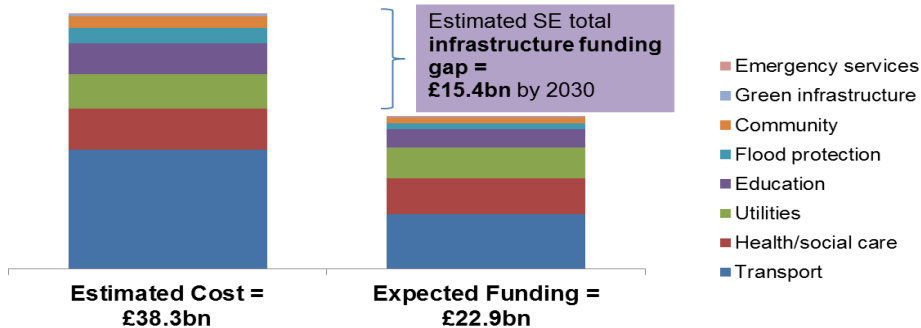
# DATA DASHBOARD AUTUMN 2019

At **£182bn** between 2001/02-17/18, SE made 2<sup>nd</sup> highest net tax contribution to Treasury. SE was highest total 2001/02-06/07, but has since seen a growing total gap behind London.



**£15.4bn** SE infrastructure investment gap by 2030, restricting economic growth and harming public services if not addressed.

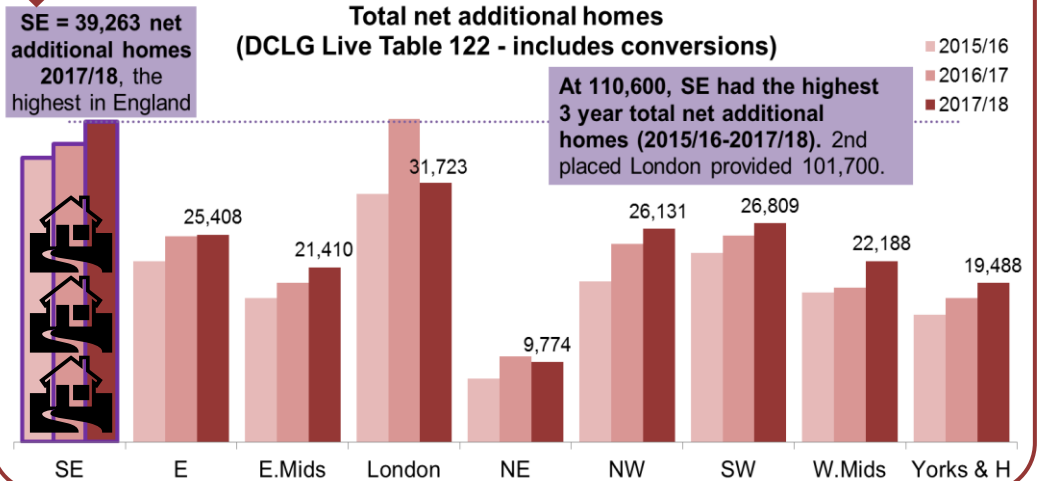
## SE infrastructure funding gap by 2030



# SE HEADLINES page 1 of 2

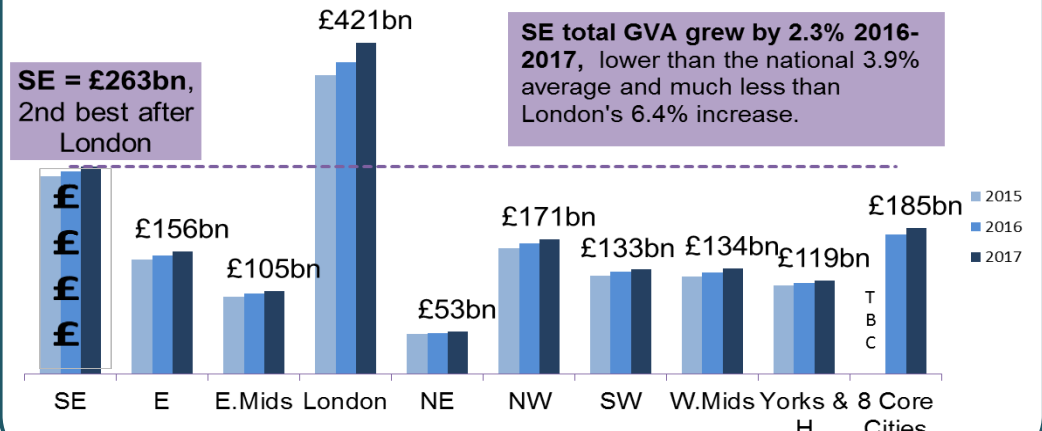
More information available for SEEC members @ [www.secouncils.gov.uk](http://www.secouncils.gov.uk)

SE had the highest net addition of homes in 2017/18 at **39,263**, a significant 2,737 increase on the previous year.



At **£263bn** in 2017, SE economic output (GVA) is 2<sup>nd</sup> highest in England, and more than all 8 core cities combined.

## Gross Value Added (GVA), Total - Workplace Based 2015-17



# DATA DASHBOARD

## AUTUMN 2019

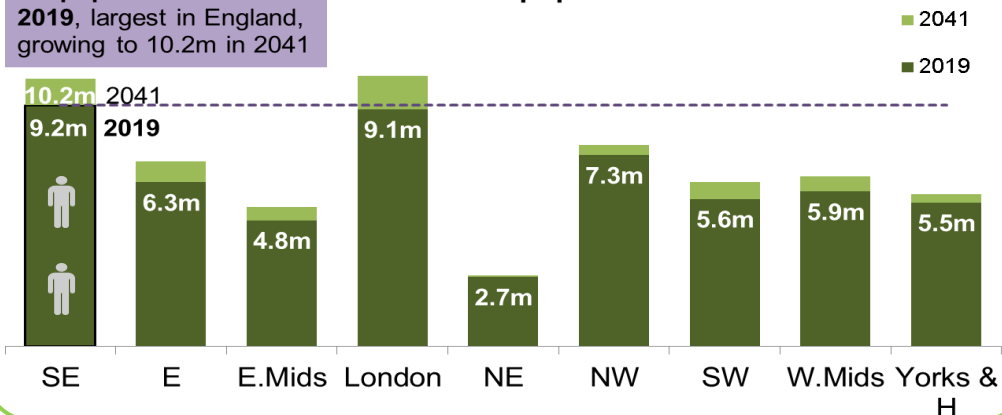
# SE HEADLINES page 2 of 2

More information available for SEEC members @ [www.secouncils.gov.uk](http://www.secouncils.gov.uk)

At **9.2m** in 2019, SE has UK's largest population, projected to **grow to 10.2m by 2041**.

Sub-national population projections (2016-based) - total population 2019 and 2041

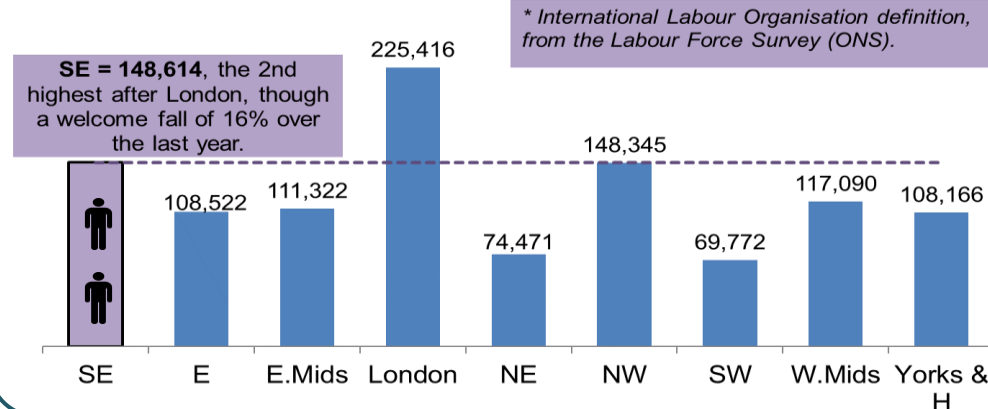
SE population = 9.2m in 2019, largest in England, growing to 10.2m in 2041



SE has **148,614** unemployed people (ILO definition\*, age 16+), 2<sup>nd</sup> only to London, though a welcome 16% fall over the year.

Total number of people unemployed (ILO definition\*, aged 16+) August 2019

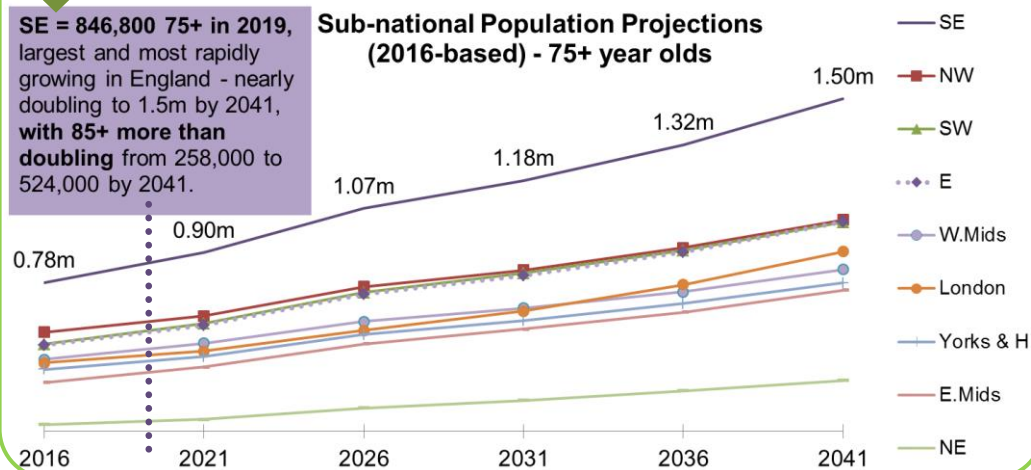
\* International Labour Organisation definition, from the Labour Force Survey (ONS).



At **846,800** in 2019, the SE has UK's largest older population, with over-75s nearly doubling to **1.5m** by 2041.

Sub-national Population Projections (2016-based) - 75+ year olds

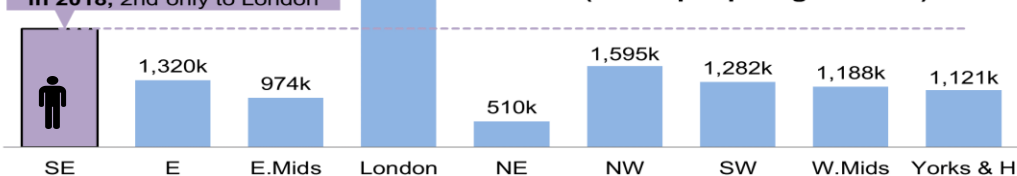
SE = 846,800 75+ in 2019, largest and most rapidly growing in England - nearly doubling to 1.5m by 2041, with 85+ more than doubling from 258,000 to 524,000 by 2041.



SE has 2<sup>nd</sup> largest NVQ4+ skilled population, but also a large number of people with no qualifications.

People with NVQ4+ 2018 (year) (no. of people aged 16-64)

SE = 2.4m people with NVQ4+ in 2018, 2<sup>nd</sup> only to London



People with no qualifications 2018 (year) (no. of people aged 16-64)

SE = 312,900 people in 2018. E, E Mids, NE, SW, Yorks&H all have fewer

